

# The *Choices* brand

Windows, Doors, Conservatories

**Solidor**

## 'Choices' Solidor



Ludlow Two



Beeston One



Conway Solid



Conway One



Conway Three



Harlech Two



Nottingham Two



Stafford One



Tenby Solid



Tenby Two



Tenby Four



Flint/Ancona Solid



Flint One Diamond



Flint One Square



Flint Two



Flint Three /Roma



Flint Four



Flint Five



Windsor Glass



Ancona




London Door



Amalfi



Berkeley



Alnwick



Edinburgh



Berkley Solid




Edinburgh Solid



Windsor/Palermo



Biella



Brescia



Thornbury/Verona



Genoa




Messina



Milano



Naples



Pisa




Parma



Siena



Sorento



Turin



Venice



Garda



Monza



Rimini



Modena



Stirling



Trieste



Ludlow SP One



Nottingham SP One



Tenby SP One



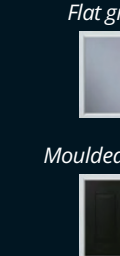
Milano SP



Brescia SP




Thornbury SP




Flint SP

Flat grained



Moulded grained



Half Panels



# 'Choices' Solidor

## Slab Colour Options

Standard range slab colours



Premium range slab colours

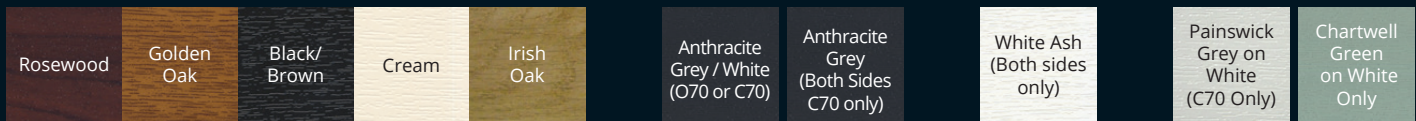


Luxury range slab colours



## Frame Colour Options

Foiled both sides or foiled on white



## Outer Frame Options

### Outer Frame Type



Kömmerring C70



Kömmerring O70

### Edgeband colours

White as standard, brown on rosewood or black foil both sides and caramel on golden oak or irish oak both sides.



### Hinge Clearance

Flag hinges provide 35mm clearance for open in doors (as illustrated).



Open out doors have butt hinges only.

### Door Minimum Width 843mm - Maximum Width 1013mm

The Italia range and Flint doors with single cassettes can be narrower

Frame Height	Minimum/Maximum
Std PVCU Threshold	1953mm to 2163mm
Low PVCU Threshold - C70	1939mm to 2149mm
Low PVCU Threshold - O70	1939mm to 2153mm
Mobility Threshold	1921mm to 2131mm

**Part M Compliant over 945mm wide with mobility threshold**

**Side Screen Minimum Width 403mm  
Maximum Width 563mm**

**Flint & Thornbury Side Panels available from:  
Min width - 350mm Max width - 1000mm**



## Solidor French and Stable Doors

### Solidor French Doors

Includes keyed alike ULTION PLUS thumbturn cylinders.

NB: Available with PVCU and Aluminium threshold on 'open in' doors. PVCU threshold only on 'open out' doors.

Please contact us for advice on minimum and maximum sizes.



### Solidor Stable Door

Includes keyed alike ULTION PLUS thumbturn cylinders.

Most of the standard Solidor range and many of the Italia collection are available as stable doors in any colour on any side.

Only available as open inwards doors

**Why not consider the other collections available from** *The Choices brand*

Windows, Doors, Conservatories & Orangeries manufactured from state of the art PVCU and Aluminium for Domestic and Commercial properties.